

WM1204A Differential Pressure Switch



WM1204A Air Differential Pressure Switch can be used to measure the pressure difference, vacuum or air flow of non corrosive gas and output NC+NO switch control. It is featured a wholly mechanical structure which is reliable and flexible in use.

The application of WM1204A Differential Pressure Switch includes:

- The fan operation state monitoring
- Heat exchange and defrosting indicator monitoring
- Filter blocking alarm
- Overheating protection
- Burning gas controlling and monitoring
- Electric heater controlling
- Variable air volume systems
- Air flow controlling in the ventilation pipe furnace

Parameters:

- Measurement Range:

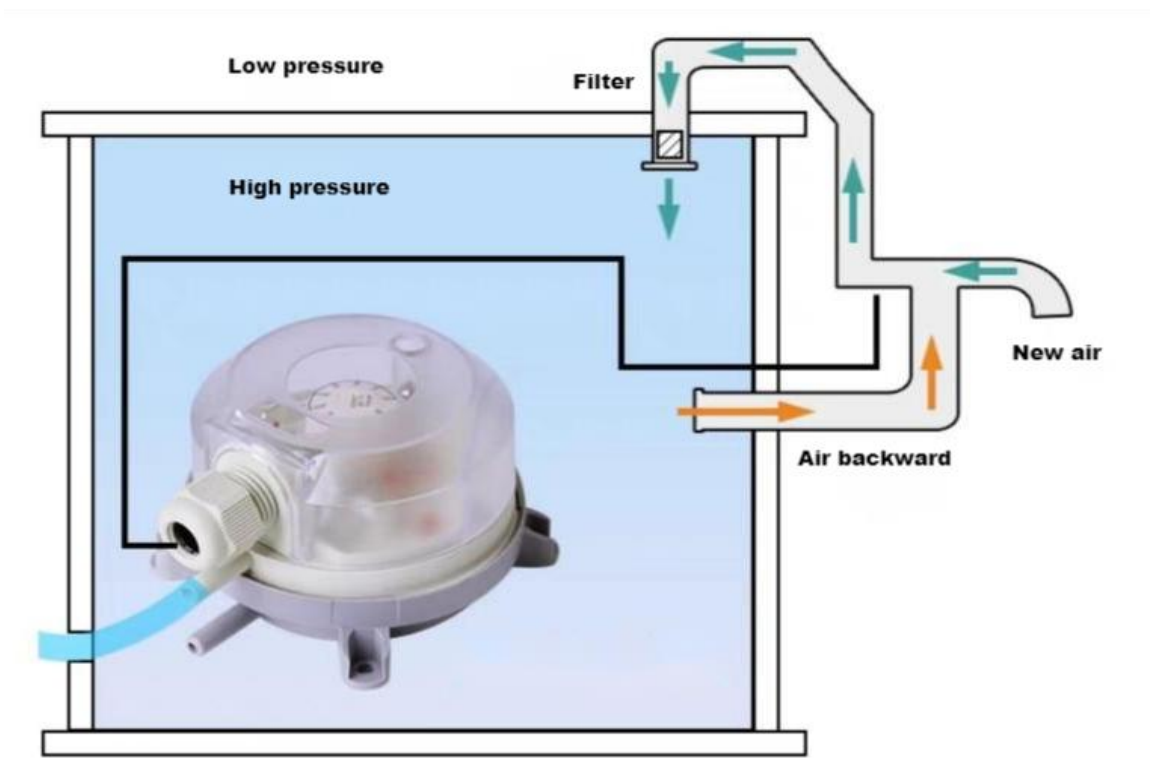
Model	Range	Model	Range	Model	Range
WM1204A-20	20~200Pa	WM1204A-30	30~300Pa	WM1204A-50	50~500Pa
WM1204A-100	100~1000Pa	WM1204A-500	500~2000Pa	WM1204A-1000	1000~2500Pa

- Protection: IP54
- Minimum starting pressure: 20Pa
- Adjustable set point
- Temperature: -40 ~ 85°C
- Life: 100 thousand times
- Installation direction: vertical

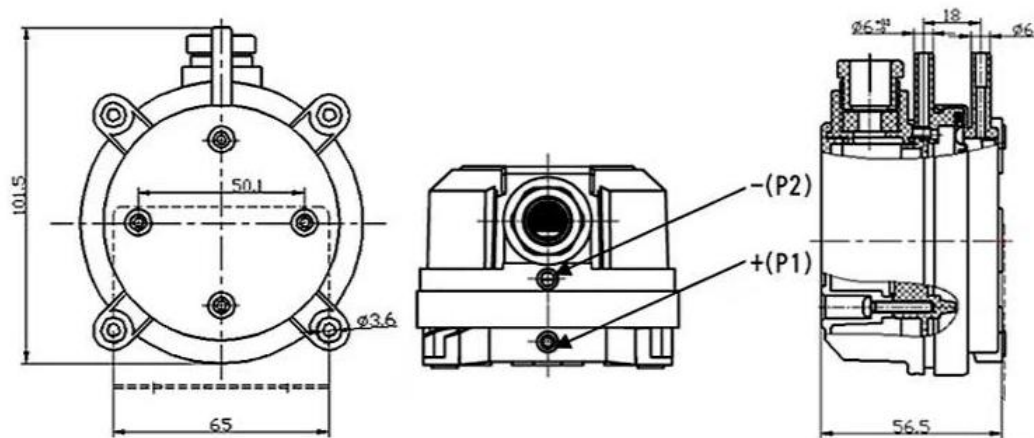
- Plastic pipe diameter: 6.2mm
- Output: SPDT
- Contact capacity: 2A / 250VAC
- Maximum over pressure: 10KPa
- Weight: 100g

Installation:

Installation location must be less vibrating. The temperature of the medium should be within the range of $-15-60^{\circ}\text{C}$. The WM1204A is calibrated at room temperature and is best installed at room temperature. Water vapor condensation may occur in a system with high humidity, and attention should be paid to the downwards of the hose connection. The differential pressure switch can be directly fixed to the panel of the pipe, heater or air conditioning unit as long as the minimum or no vibration of the assembly surface is ensured. In order to ensure the accuracy of the action, the differential pressure switch should be installed vertically so that the inner air film self weight can not affect the product precision.




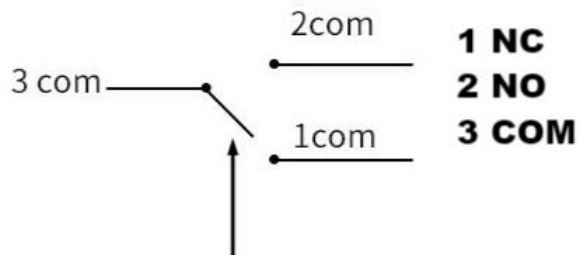
Wiring and Dimensions:



Relay contact

**2 Pipes (OD 6mm)
connect with P1 & P2**

**P1: high pressure (+)
P2: low pressure (-)**



Accessories: